




Club Health Assessment for District 334 E through November 2025

			Status	Membership						Reports				Finance	LCIF	
Club Number	Club Name	Charter Date	Times in Status Quo in Past 2 Years	Current Member Count **	YTD Members Added	YTD Members Dropped	YTD Net Growth% ***	Member Count 1 Year Ago	Dropped Members Avg.Length of Service	Months Since Membership Update	Current Officers Reported ****	Current President Repeated Term	VP Reported *****	Last Date Reported Service (mm/yyyy)	Account Balance	YTD Donations
Clubs less than two years old																
190342	Nagano Happy	09/30/2025	Newly Chartered	24	26	2	100.00%	0	0	0	Y					\$2,600.01
157642	Nagano Smile	03/11/2024	Active	31	1	0	3.33%	32		3	Y			11/2025		\$3,100.02
Clubs more than two years old																
24666	AZUMINO	11/11/1962	Active	29	2	1	3.57%	27	1	1	Y			11/2025		\$1,500.02
Exc Award (06/30/2017)																
24668	CHINO	09/03/1962	Active	68	0	1	-1.45%	62	46	1	Y		N	11/2025		\$900.01
29890	HAKUBA	10/17/1974	Active	17	0	3	-15.00%	20	24	1	Y			11/2024		\$1,001.00
Exc Award (06/30/2016, 06/30/2017, 06/30/2018)																
45036	HOTAKA	05/16/1985	Active	22	0	1	-4.35%	21	15	4	Y			07/2025		\$1,000.01
24692	IIDA	09/15/1961	Active	40	1	0	2.56%	40		3	Y		N	10/2025		
Exc Award (06/30/2016, 06/30/2017, 06/30/2018, 06/30/2019)																
51810	IIDA AKAISHI	06/17/1991	Active	60	2	0	3.45%	62		1	Y			07/2025		\$5,000.00
Exc Award (06/30/2018, 06/30/2023)																
33290	IIDA OSAHIME	01/31/1977	Active	69	2	0	2.99%	68		2	Y			08/2025		
Exc Award (06/30/2018, 06/30/2019, 06/30/2021, 06/30/2023)																
24686	INA	05/02/1963	Active	46	0	0	0.00%	49		4	Y		N	10/2025		\$2,100.01
Exc Award (06/30/2016)																
24699	KARUIZAWA	03/22/1972	Active	42	7	0	20.00%	37		0	Y			05/2025		\$5,400.05
Exc Award (06/30/2018, 06/30/2022, 06/30/2023, 06/30/2024)																
24706	KOMAGANE	10/01/1963	Active	74	4	1	4.23%	77	3	3	Y		N	11/2025		\$6,000.04
Exc Award (06/30/2018, 06/30/2019)																
24711	KOMORO	09/22/1968	Active	33	1	0	3.13%	35		4	Y		N	01/2025		
24705	KOSHOKU	09/13/1966	Active	15	0	1	-6.25%	20	1	0	Y	2		10/2025		\$2,202.05
Exc Award (06/30/2016)																
24712	MARUKO	12/14/1962	Active	47	4	2	4.44%	47	19	0	Y		N	04/2023		
Exc Award (06/30/2017, 06/30/2018)																
24713	MATSUMOTO	08/10/1962	Active	74	2	0	2.78%	73		2	Y			10/2025		\$11,300.01




Club Health Assessment for District 334 E through November 2025

			Status	Membership						Reports				Finance	LCIF	
Club Number	Club Name	Charter Date	Times in Status Quo in Past 2 Years	Current Member Count **	YTD Members Added	YTD Members Dropped	YTD Net Growth% ***	Member Count 1 Year Ago	Dropped Members Avg.Length of Service	Months Since Membership Update	Current Officers Reported ****	Current President Repeated Term	VP Reported *****	Last Date Reported Service (mm/yyyy)	Account Balance	YTD Donations
Exc Award (06/30/2016, 06/30/2017)			Active	52	3	0	6.12%	50		1	Y		N	10/2025		\$2,869.50
24715	MATSUMOTO ALPS	03/18/1965														
Exc Award (06/30/2017, 06/30/2018, 06/30/2020)			Active	37	1	4	-7.50%	44	10	2	Y			11/2025		\$200.01
24714	MATSUMOTO CHUO	06/10/1969														
Exc Award (06/30/2016, 06/30/2021, 06/30/2022)			Active	44	5	0	12.82%	42		1	Y			11/2025		\$3,500.01
24716	MATSUMOTO FUKASHI	02/15/1964														
Exc Award (06/30/2023)			Active	13	0	0	0.00%	13		10	Y			07/2025		\$700.00
30620	MOCHIZUKI	04/14/1975														
Exc Award (06/30/2016, 06/30/2018)			Active	70	9	1	12.90%	69	19	1	Y		N	11/2025		\$6,600.01
24724	NAGANO	03/22/1962														
Exc Award (06/30/2016)			Active	31	0	4	-11.43%	41	23	2	Y			05/2025		
33068	NAGANO CHIKUMA	11/22/1976														
Exc Award (06/30/2016)			Active	72	5	3	2.86%	73	38	1	Y		N	11/2025		\$19,126.58
24725	NAGANO CHUO	04/22/1965														
122503	Nagano Green City	06/16/2014	Active	64	1	1	0.00%	68	10	1	Y			11/2025		\$14,586.79
Exc Award (06/30/2016, 06/30/2017, 06/30/2018, 06/30/2021, 06/30/2023)			Active	35	5	4	2.94%	35	23	0	Y			09/2025		\$2,521.75
24726	NAGANO MATSUSHIRO	11/23/1966														
Exc Award (06/30/2017, 06/30/2024)			Active	145	37	2	31.82%	111	1	0	Y		N	08/2025		\$48,500.16
37651	NAGANO MISUZU	10/30/1979														
Exc Award (06/30/2017, 06/30/2018, 06/30/2024)			Active	38	0	1	-2.56%	41	5	1	Y		N	11/2025		\$15,166.75
43575	NAGANO RINDO	02/02/1984														
Exc Award (06/30/2018, 06/30/2021, 06/30/2022, 06/30/2023, 06/30/2024)			Active	47	0	0	0.00%	47		1	Y		N	11/2025		\$3,400.07
24727	NAGANO SHINONOI	07/29/1967														
Exc Award (06/30/2016, 06/30/2018)			Active	65	2	0	3.17%	65		4	Y		N	10/2025		\$2,300.01
29165	NAGANO SHIRAKABA	04/09/1974														
Exc Award (06/30/2021, 06/30/2023)			Active	21	0	0	0.00%	21		3	Y			10/2024		\$1,099.93
24800	NAGANO YAMANOUCI YUKEMURI	06/16/1965														
24746	NAKANO	10/10/1963	Active	29	0	1	-3.33%	30	9	3	Y		N	10/2025		
Exc Award (06/30/2016)			Active	10	1	1	0.00%	8	20	3	Y		N	10/2025		\$400.01
24752	OBUSE	03/29/1973														




Club Health Assessment for District 334 E through November 2025

			Status	Membership						Reports				Finance	LCIF		
Club Number	Club Name	Charter Date	Times in Status Quo in Past 2 Years	Current Member Count **	YTD Members Added	YTD Members Dropped	YTD Net Growth% ***	Member Count 1 Year Ago	Dropped Members Avg.Length of Service	Months Since Membership Update	Current Officers Reported ****	Current President Repeated Term	VP Reported *****	Last Date Reported Service (mm/yyyy)	Account Balance	YTD Donations	
Exc Award (06/30/2016)			Active	129	5	1	3.20%	117	0	0	Y		N	11/2025		\$14,900.05	
24754	OKAYA	06/28/1962															
Exc Award (06/30/2020, 06/30/2022, 06/30/2023, 06/30/2025)																	
24756	OMACHI	01/17/1964		Active	16	0	1	-5.88%	17	1	0	Y			10/2025		\$504.35
34911	SAKAKI	12/27/1977	Active	23	0	0	0.00%	20		7	Y		R	05/2025			
24762	SAKU	06/16/1965	Active	91	3	1	2.25%	94	9	0	N			11/2025		\$8,800.10	
Exc Award (06/30/2016, 06/30/2018, 06/30/2020, 06/30/2023, 06/30/2024)			Active	38	2	0	5.56%	38		3	Y		N	04/2025		\$2,300.00	
24773	SHIMOSUWA	09/10/1973															
Exc Award (06/30/2017, 06/30/2019)																	
38530	SHIOJIRI KIKYO	05/05/1980		Active	49	3	4	-2.00%	49	40	4	N	None		11/2025		\$5,227.48
Exc Award (06/30/2017, 06/30/2018, 06/30/2022)			Active	121	13	1	11.01%	116	14	1	Y		N	10/2025		\$2,000.00	
24779	SUWAKO	01/20/1960															
24780	SUZAKA	06/20/1963		Active	11	0	1	-8.33%	12	27	2	Y			09/2024		
Exc Award (06/30/2016)																	
37302	TAKASE L C	06/12/1979	Active	23	0	1	-4.17%	26	7	3	Y			08/2025		\$1,500.04	
Exc Award (06/30/2017)			Active	26	1	0	4.00%	26		0	Y			07/2025		\$1,500.01	
24782	TATSUNO	12/26/1973															
Exc Award (06/30/2016)																	
40832	TOGURA KAMIYAMADA	01/27/1982		Active	37	8	2	19.35%	34	15	2	Y			09/2025		\$3,717.23
Exc Award (06/30/2016, 06/30/2017)			Active	40	0	0	0.00%	40		5	Y		N	01/2025		\$3,200.01	
28205	TOMI	03/25/1974															
Exc Award (06/30/2016, 06/30/2017, 06/30/2018, 06/30/2019, 06/30/2023, 06/30/2025)																	
24797	UEDA	02/16/1964		Active	11	1	8	-38.89%	20	9	0	Y	3		12/2023		
Exc Award (06/30/2016, 06/30/2018)			Active	67	3	3	0.00%	74	20	0	Y			12/2024		\$4,800.08	
32034	UEDA JONAN	04/06/1976															
Exc Award (06/30/2016, 06/30/2017, 06/30/2018)																	
30527	USUDA	04/08/1975		Active	24	2	0	9.09%	22		1	Y	3		10/2025		\$2,500.01



Club Health Assessment for District 334 E through November 2025

<div>Club NumberClub NameCharter Date</div>						Status		Membership					Reports				Finance		LCIF	
						Times in Status Quo in Past 2 Years	Current Member Count **	YTD Members Added	YTD Members Dropped	YTD Net Growth***	Member Count 1 Year Ago	Dropped Members Avg.Length of Service	Months Since Membership Update	Current Officers Reported ****	Current President Repeated Term	VP Reported *****	Last Date Reported Service (mm/yyyy)	Account Balance	YTD Donations	
Current Total Clubs Count	YTD New Clubs Count	YTD Cancelled Clubs Count	YTD Net Club Gain	Current Total Members Count	YTD Add	YTD Drop	YTD Net Growth	Member Count 12 Months Ago	Average Member Count Per Club	% of Clubs with less than 20 members	% No Officer Report in 12 Months	% of Clubs with balance 90+ days	Number of Clubs in Status Quo	% Status Quo Clubs in Financial Suspension	Number of Cancelled Clubs	Average Cancelled Club Age	Members Lost Due to Cancellation	% of Clubs Cancelled for Non-Financial Reasons		
47	1	0	1	2,170	162	57	105	5.08%	2,133	46	15%	0%	0%	0	0%	0	0	0		

* - P - Priority Club. Cancellation Reasons: 1-Objectives/conduct, 2-Non-active club, 5-Non-existing club, 6-Disbanding, 7-Merger, 8-Financial Suspension, 9-District/Multiple District Dues.

** Red denotes below 15 active members.

*** Red denotes 20% + loss.

**** Y - all 3 (President, Secretary, Treasurer) club officers reported, N - not all 3 reported.

***** Abbreviation: N-New, IP-Immediate Past, R-Repeat.